

LITESOURCE AND CONTROLS



selux
E L O

Elo family



Elo pole top luminaire

- up to 5400 lm
- for 60 or 76 mm pole top



Elo light column and bollard

Light column

- up to 5400 lm
- 2000, 3000, 4000 mm

Bollard

- up to 1500 lm
- 800, 1000, 1200 mm





Elo wall luminaire

- up to 1500 lm

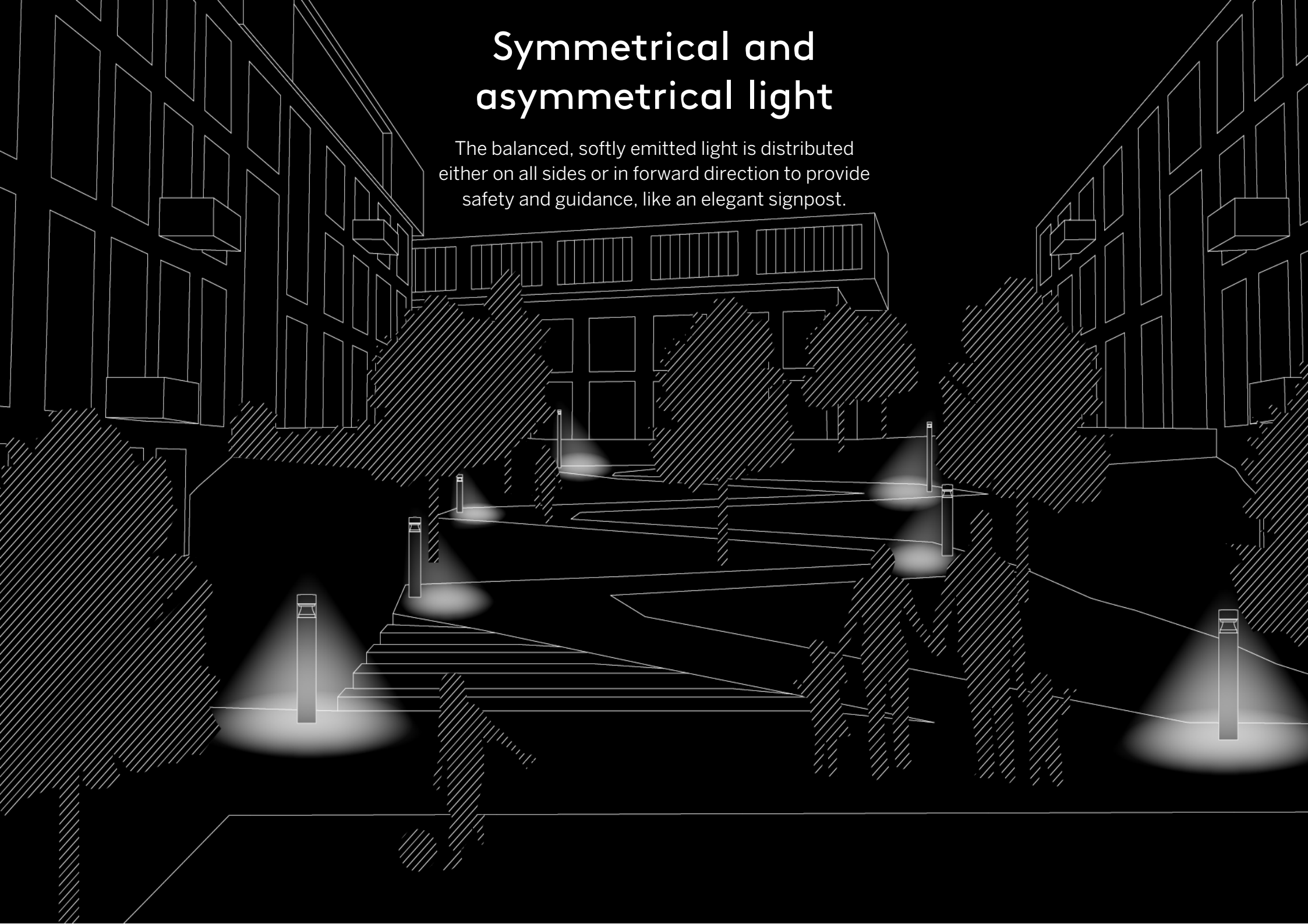
Visual comfort with a high level of aesthetics

Tritec optic can consist of several stacked modules.



Symmetrical and asymmetrical light

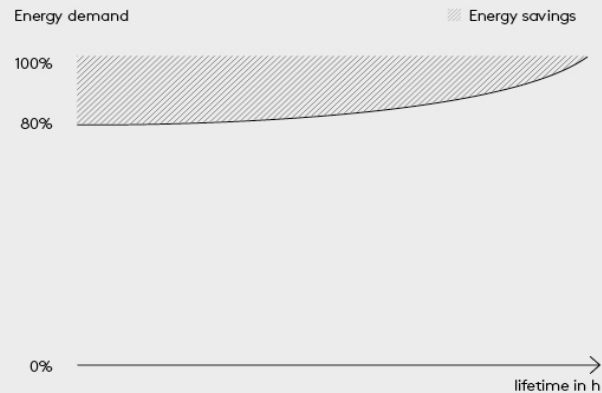
The balanced, softly emitted light is distributed either on all sides or in forward direction to provide safety and guidance, like an elegant signpost.



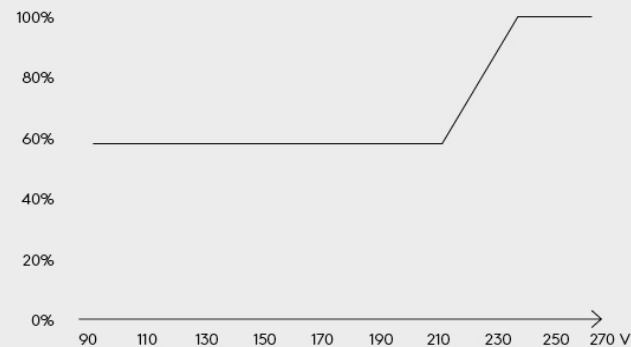
Save energy costs with professional control

Elo luminaires can be switched and dimmed using the DALI interface. Through the use of intelligent control, light is individually adjusted as required.

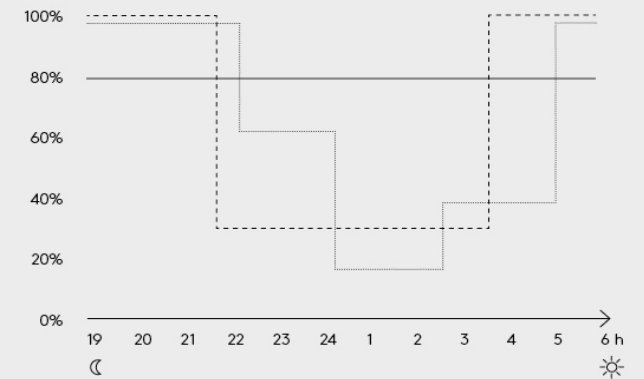
CLT – Constant Lumen Technology



AMP Dim



— Fixed setting
- - - Phase controlled night-time switching
⋯ Dynamic



Technical information

- up to 107 lm/W
 - 2,700K, 3,000K or 4,000K
 - CRI \geq 80
 - aluminium die-cast housing, PC moulded cylinder
 - replaceable light unit
 - galvanised steel column
 - optionally with or without door (bollard)
 - with incorporated buried base or base plate (light stack)
 - Selux Graphite or special finish
 - DALI interface—
 - Fix dimmer control, HNS, Dynadimmer, CLT, AmpDim
 - IP65, IK10, CE, safety class II optional class I
-
- made in Germany
 - 5 year warranty




Specification and downloads >>>



ELO pure pole top



ELO shape pole top



ELO lightstack



ELO bollard



ELO wall